

Artwork Size

Art must be supplied at 100% final print size.

We accept only High Resolution PDF Print Ready CMYK files and all text must be supplied as outlines and all elements at 300dpi – NO PMS colours, RGB, LAB etc. Photos and Images **MUST** be converted to CMYK – DO NOT supply RGB images, include 20mm bleed and trim marks.

We DO NOT convert RGB files to CMYK as this creates colour discrepancies during the conversion process.

Please understand that you will be responsible for checking that your supplied files are correct.

PLEASE CHECK BEFORE SENDING.

We cannot accept responsibility for errors caused by incorrectly set up files.

General Design Tips

- Artwork is the correct size
- Convert all colours to CMYK **NO PMS, RGB, LAB etc**
- Photos & Images **MUST** be converted to CMYK – **Do Not supply RGB images**
- Photo-Illustration resolution 300dpi at final print size
- All links are embedded
- Transparencies are flattened
- **Fonts MUST be outlined**
- Text and non-bleed images should always be kept at least 20mm from the trim
- Trim & bleed marks must be included
- 20mm - minimum bleed

Rich Blacks

We recommend you use a CMYK Rich Black on large areas to ensure a nice solid result.

Mixture for Rich Black

Heavier stock weights
60 / 40 / 40 / 100

Lighter stock weights
30 / 0 / 0 / 100

Selecting the Right Colours

Colour will vary during and between each print run, while we make every effort to minimise colour variation there are many factors beyond our control that affect colour.

Variations in the paper making process, constraints of printing and even different temperatures can have an effect on the colour of your finished job.

Bleed and Trim Marks

One of the most important elements in artwork!

All artwork must have 20mm bleed if you require images to bleed off the edge of the paper.

Trim marks must be included, please ensure that artwork is supplied at the correct finished size.

If your artwork is supplied without bleed & trim marks we will not be able to add them and you will have to re-supply the artwork.



Premium

- Black Base
- 440gsm Polyester
- Metro Delivery
- Carry Bag

Standard

- Silver Base
- 440gsm Polyester
- Metro Delivery
- Carry Bag

850 Model – A

Viewable Area

845 x 2100

Trim Size

845 x 2200

1200 Model

Viewable Area

1190 x 2100

Trim Size

1190 x 2200

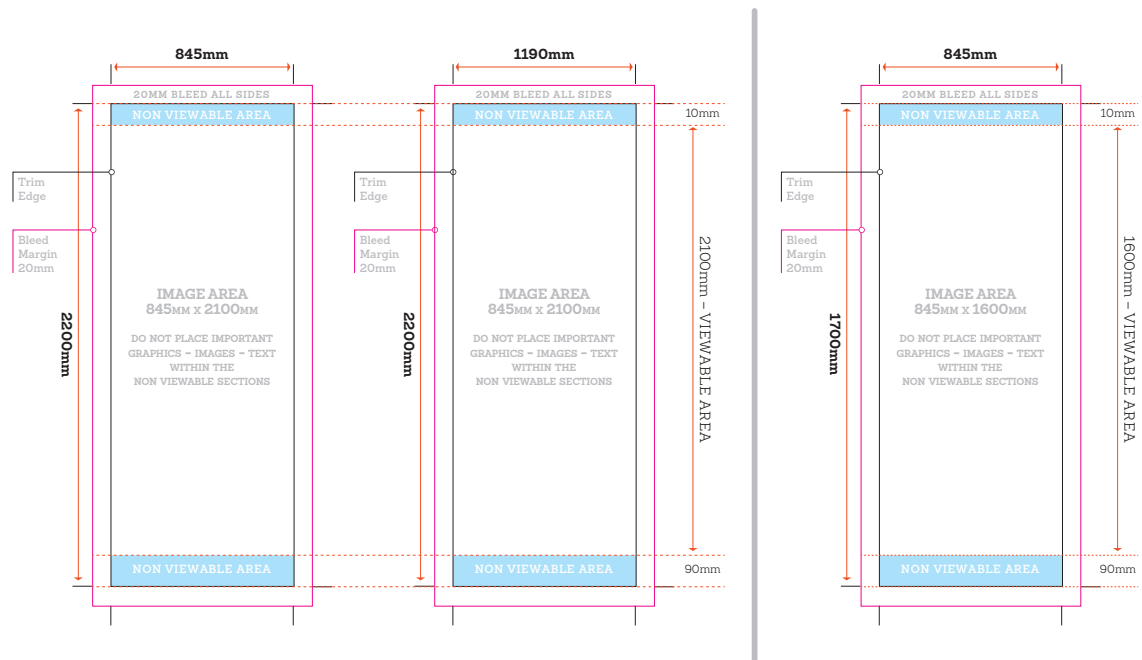
850 Model – B

Viewable Area

845 x 1600

Trim Size

845 x 1700



For illustration purpose only.
Base styles may vary.



Features

- Black Base
- 440gsm Polyester
- High Quality Roller Mechanism
- Carry Bag
- Metro Delivery

1800 Model

Viewable Area

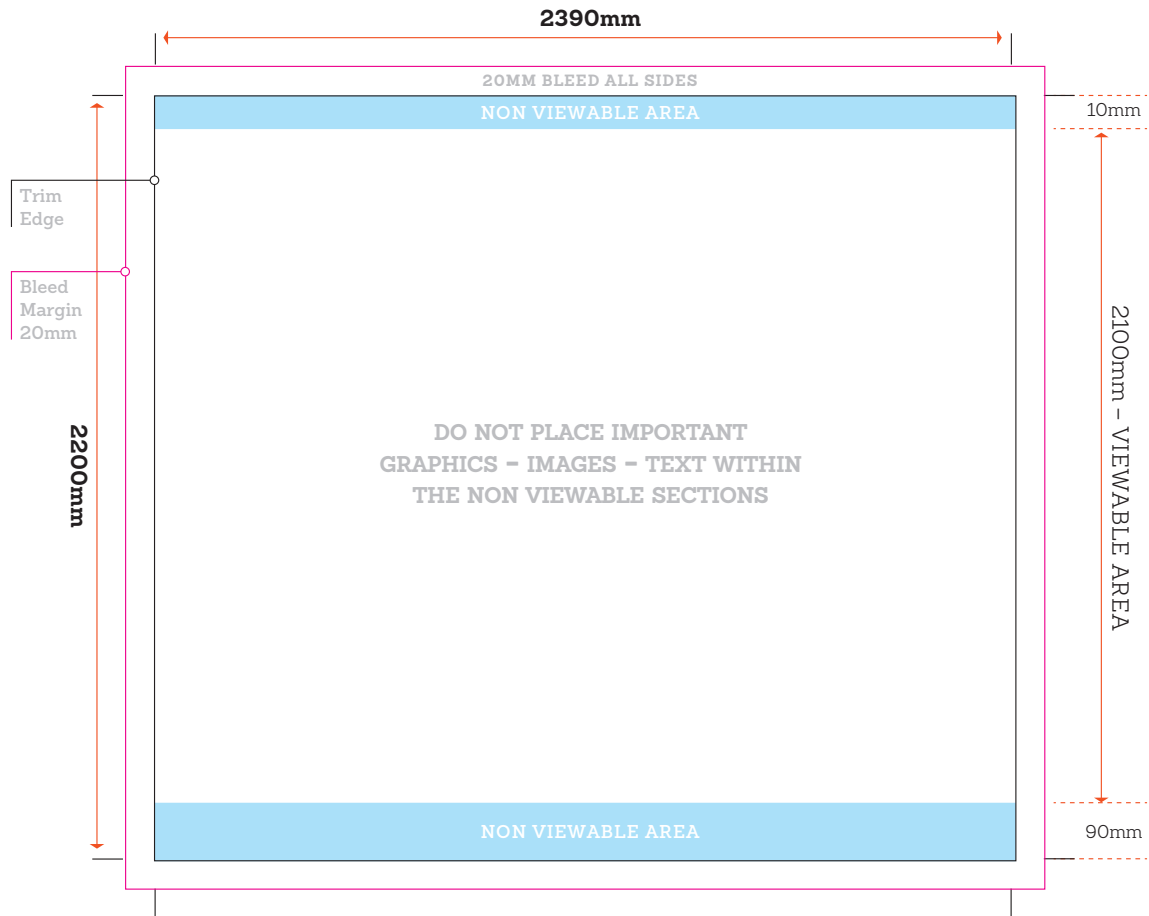
1790 x 2100

Trim Size

1790 x 2200

For illustration purpose only.
Base styles may vary.





Features

- Black Base
- 440gsm Polyester
- High Quality Roller Mechanism
- Carry Bag
- Metro Delivery

2400 Model

Viewable Area
2390 x 2100

Trim Size

2390 x 2200

For illustration purpose only.
Base styles may vary.



Features

- Steel Frame
- 3mm Corflute Inserts
- Easy Swap Inserts
- Weight 4.5kg
- Black and White Options

A-Frame Size

606 x 1000

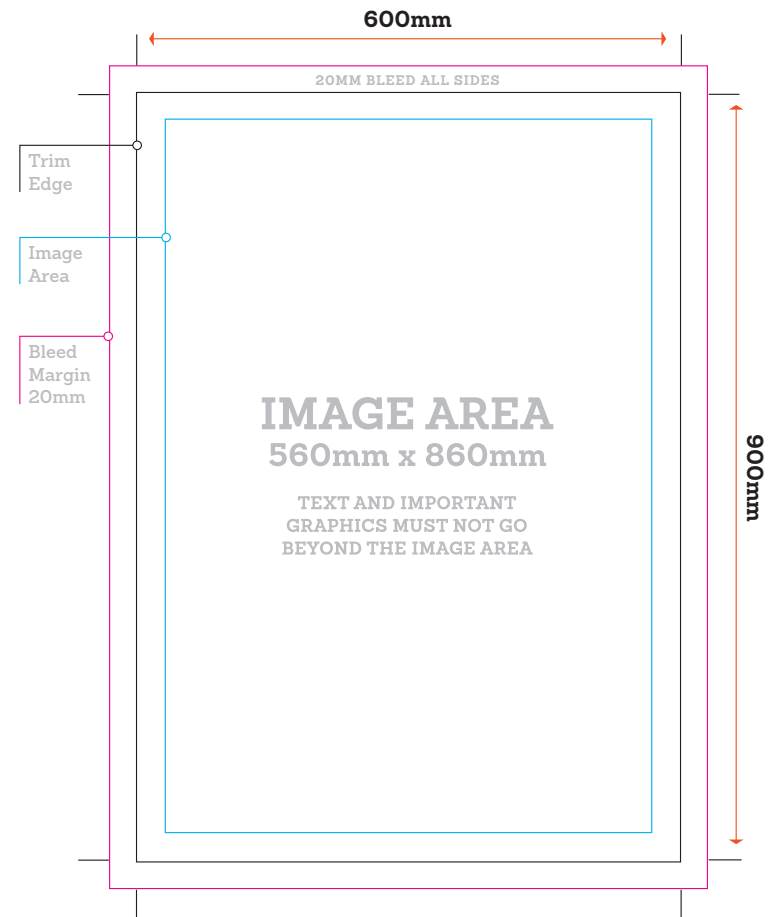
Coreflute Insert

Trim Size

600 x 900

Viewable Area

560 x 860



For illustration purpose only.
Base styles may vary.

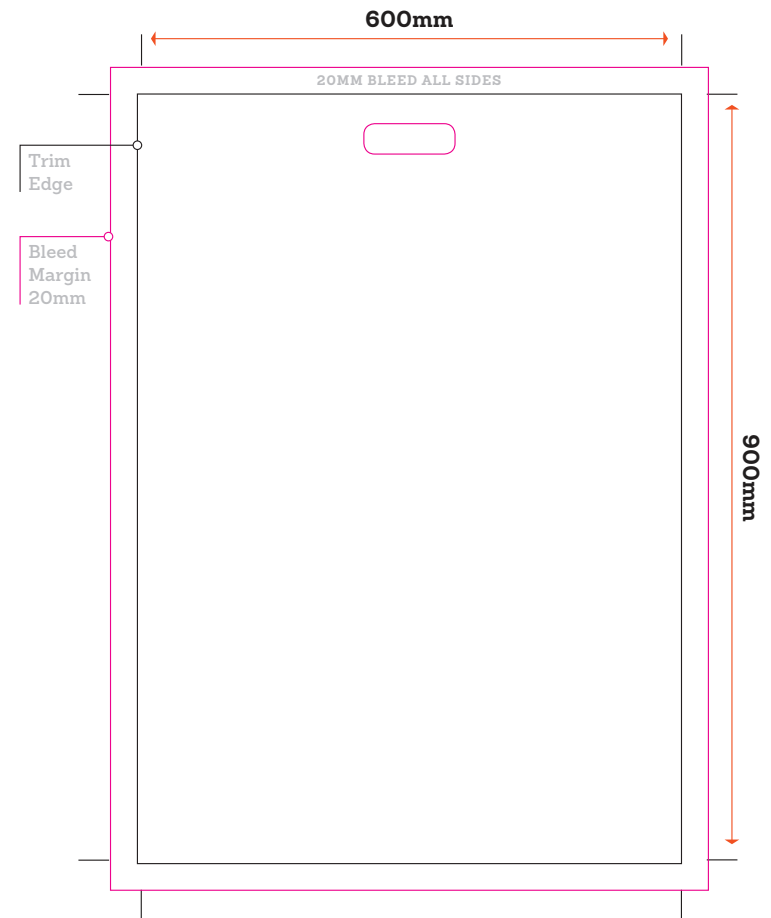


Features

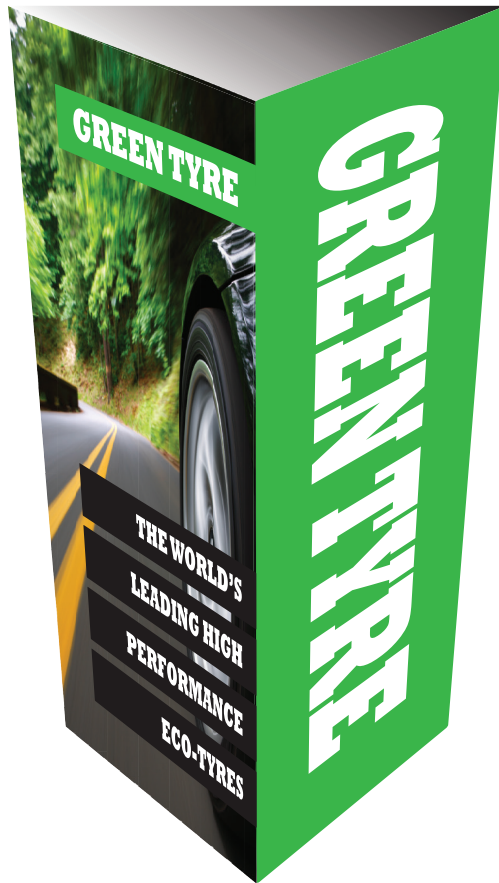
- Light Weight
- 2 Viewable Panels
- Arrives folded for fast assembly
- Easily weighted or pegged down through pre-drilled holes in base

Trim Size

600 x 900



For illustration purpose only.



For illustration purpose only.

Features

- Slips neatly over poles or bollards
- Arrives flat for fast assembly
- Weather Resistant
- 3 Viewable Panels

Trim Size

380 x 1000

